

UTAH COLLEGES AND UNIVERSITIES

Bridgerland Technical College

btech.edu
435-753-6780  @bridgerlandtechcollege


Brigham Young University

byu.edu
801-422-5000  @brighamyounguniversity

Davis Technical College

davistech.edu
801-593-2500  @davistechcollege


Dixie State University

dixie.edu
435-652-7777  @dixiestate

Dixie Technical College

dixietech.edu
435-674-8400  @dixie_tech

LDS Business College

ldsbc.edu
801-524-8145  @ldsbc

Mountainland Technical College

mtec.edu
801-753-6282  @MTECHutah

Ogden-Weber Technical College

otech.edu
801-627-8300  @OgdenWeberTech

Salt Lake Community College

slcc.edu
801-957-4111  @saltlakecc

Snow College

snow.edu
800-848-3399  @Snow_College

Southern Utah University

suu.edu
435-586-7700  @SUUTBirds

Southwest Technical College

stech.edu
435-586-2899  fb.com/stechcollege

Tooele Technical College

tooeletech.edu
435-248-1800  fb.com/tooeletech


Uintah Basin Technical College

ubtech.edu
435-722-6900  @uintahbasintechcollege

University of Utah

utah.edu
801-581-7200  @utahadmissions


Utah State University

usu.edu
800-488-8108  @usuaggielife

Utah State University Eastern

eastern.usu.edu
800-202-8783  @usueastern

Utah Valley University

uvu.edu
801-863-4636  @uvulife

Weber State University

weber.edu
801-626-6050  @getintoweber

Westminster College

westminstercollege.edu
800-748-4753  @westminsterSLC



FACTS AT A GLANCE

**From technical colleges to research universities,
there's a college in Utah that's right for you!**

See what colleges offer the kinds of degrees you'll need for the career you want. Plan out when to apply for admissions and financial aid, as well as keep track of deadlines. And, if you have more questions, you can contact the college directly.



For more information, visit us at UtahFutures.org
or @UtahFutures on social.

2019-20 FACTS AT A GLANCE

** For the most up-to-date information, contact the college directly.

COLLEGES	19-20 TUITION & FEES BASED ON 15 CREDIT HOURS PER SEMESTER	CERTIFICATE	APPLIED ASSOCIATE	ASSOCIATE	BACHELOR'S	MASTER'S	DOCTORATE
Brigham Young University	\$5,790 LDS \$11,580 Non-LDS				X	X	X
Dixie State University	\$5,496 Resident \$15,792 Non-Resident	X	X	X	X	X	
LDS Business College	\$3,440 LDS \$6,880 Non-LDS	X	X	X			
Salt Lake Community College	\$3,928.50 Resident \$12,460 Non-Resident	X	X	X			
Snow College	\$1,918 Resident \$6,438 Non-Resident	X	X	X	X		
Southern Utah University	\$6,769.50 Resident \$20,585.50 Non-Resident	X	X	X	X	X	
University of Utah	\$8,350 Resident \$28,788 Non-Resident				X	X	X
Utah System of Technical Colleges	Varies by college and program (\$2.00-\$2.25/clock hour + fees)	X					
Utah State University	\$7,659 Resident \$22,197 Non-Resident	X	X	X	X	X	X
Utah State University Eastern	\$4,038 Resident \$11,023 Non-Resident	X	X	X	X	X	X
Utah Valley University	\$5,820 Resident \$16,570 Non-Resident	X	X	X	X	X	
Weber State University	\$5,986 Resident \$15,969 Non-Resident	X	X	X	X	X	X
Westminster College	\$34,984				X	X	X

FALL ADMISSION
DEADLINE/
APPLICATION FEE

SCHOLARSHIP
APPLICATION
DEADLINE

FINANCIAL AID
PRIORITY DEADLINE

AVERAGE ON-CAMPUS
MEAL PLAN COST FOR
1 YEAR (19 MEALS/WEEK)

AVERAGE
ON-CAMPUS
HOUSING

FALL 2018
ENROLLMENT

Priority: November 1 Final: December 16 \$35	December 16	May 1	\$4,250	\$3,515	33,633
Year-round \$35	March 1	June 1	\$2,898	\$2,709.60	9,950
September 1 \$35	August 1	July 8	N/A	N/A	1,996
August 16 \$40	September 15	Fall Priority: April 15 Spring Priority: November 1	N/A	N/A	29,156
August 20 \$30	March 1	June 1	\$2,500	\$1,000	5,563
Year-round \$50	March 1	May 1	\$4,024	\$3,325	10,772
November 1 \$55	November 1	February 1	\$4,855	\$5,536	32,994
Year-round \$0	Year-round	Varies	N/A	N/A	34,470 full headcount for 2017-18 academic year
Year-round \$50	January 10	Year-round	\$3,700	\$3,149	27,932
Year-round \$50	July 1	Year-round	\$3,398	\$1,916	1,895
August 1 \$35	Priority: February 1	Year-round	N/A	N/A	39,931
Year-round \$30	Priority: December 1	April 1	\$2,600	\$3,549- \$5,439	28,247
December 1 \$0	November 1	March 1	\$3,258	\$5,692	2,509