

UtahFutures Quick Start Guide


UtahFutures.org

Saving Information to your Account

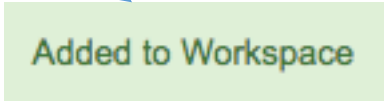
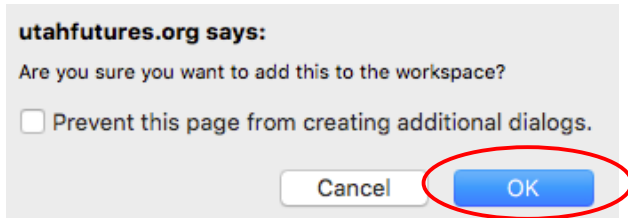
For quick access, Colleges, Careers, Programs of Study, and Scholarships can be saved to your account.

Saving to your Account:

1. To save information to your account
 - click on the grey star next to the college, career, etc.



2. Click **OK** to confirm the save.
 - A green **"Added to Workspace"** message will confirm you have successfully saved.



Accessing saved information:

1. To access information saved to your account
 - Click on your username in the top right corner of the page
 - Click **My Account**

Information is saved in the **Workspace**:

